Network Cable Tester

TC-NT2

TC-NT2(V1)/02.26.2013

Install the battery

1. Slide the cover off the TC-NT2 transmitter.
2. Connect and insert the battery.
3. Slide the cover back on to the TC-NT2 transmitter.

RJ-11/RJ-45 Cable Test

1. Connect one end of an RJ-11 or RJ-45 cable to the remote port on the TC-NT2 transmitter. Connect the other end of the RJ-11 / RJ-45 cable to the loopback port on the TC-NT2 transmitter.
2. Switch the power button to the “On” position.
3. Press the auto (automatic) or test (manual) button.

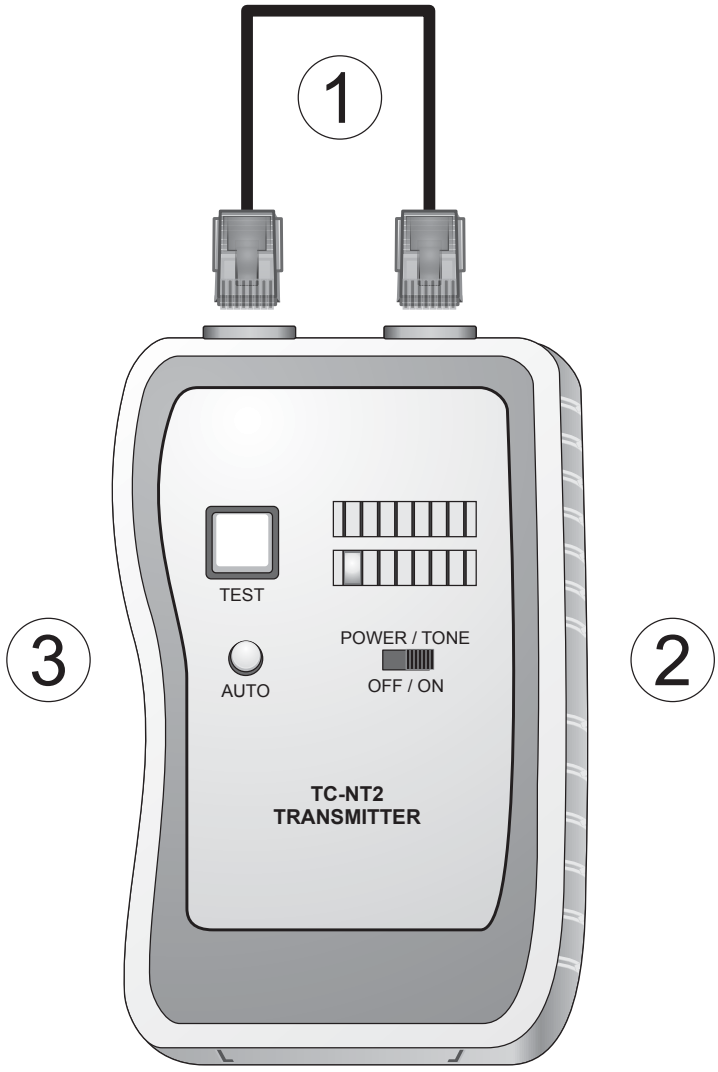

Remote Testing

Note:
Do NOT use the TC-NT2 for live wire testing. The TC-NT2 is for testing cables only. Do not connect the TC-NT2 to an Ethernet cable that is connected to a switch, router, computer, etc. Doing so will damage the device. Ensure the cable being tested is not connected to a live device.

RJ-45 Cable

1. Connect one end of a RJ-45 cable to the TC-NT2 transmitter. Connect the other end of the RJ-45 cable into the wall jack.
2. Connect one end of a network cable to the remote port on the TC-NT2 remote terminator. Connect the other end of the network cable into the patch panel in your wiring closet.
3. Push the power button on the TC-NT2 transmitter to the “On” position.
4. Press the auto (automatic) or test (manual) button.

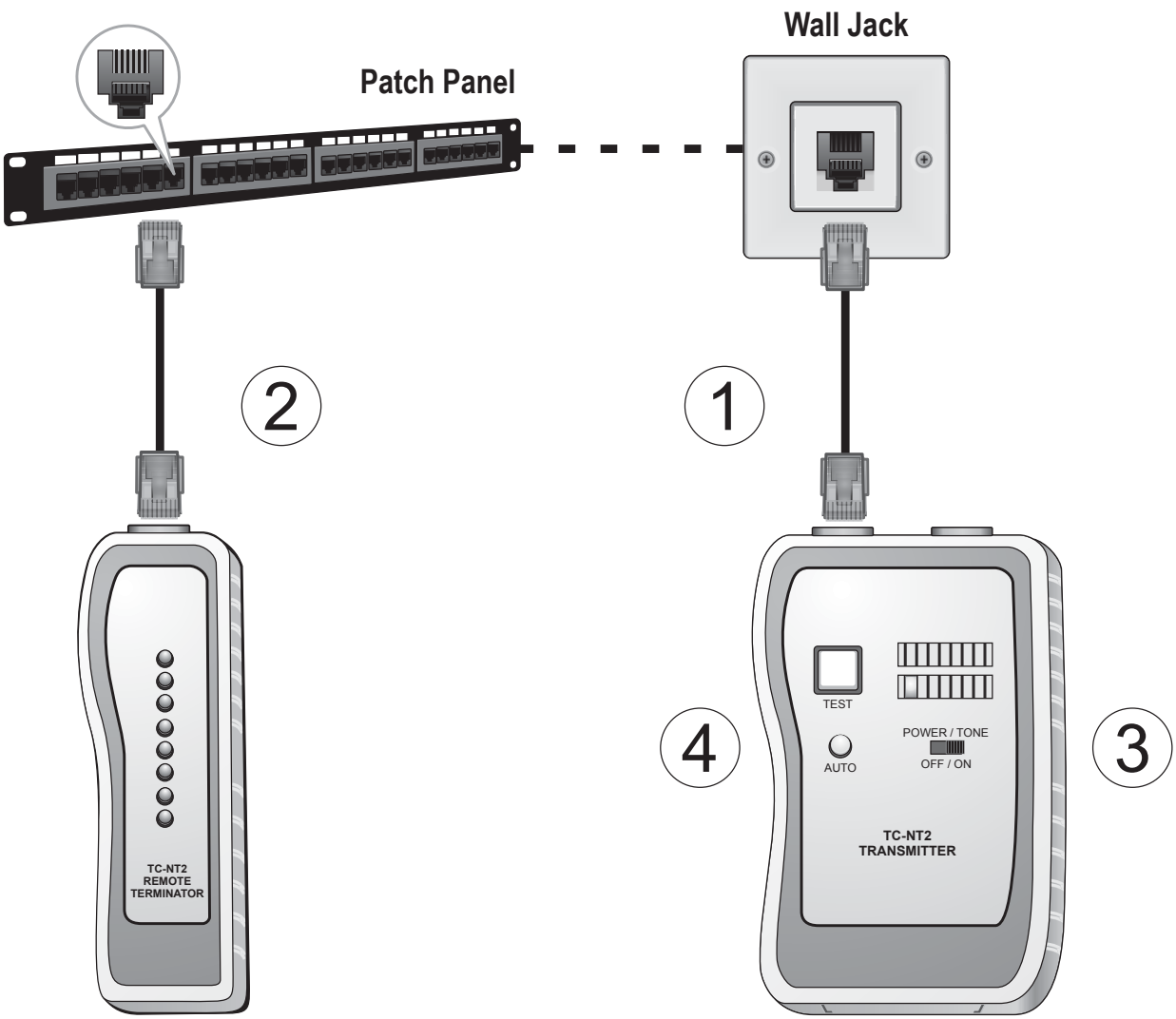

BNC Cable (For Ethernet Network Only)

1. Connect one RJ-45 to BNC connector to the remote port on the TC-NT2 transmitter. Connect the other RJ-45 to BNC connector to the loopback port on the TC-NT2 remote terminator.

2. Connect one end of a BNC cable to the TC-NT2 remote transmitter. Connect the other end of the BNC cable to the TC-NT2 transmitter.

3. Push the power button on the TC-NT2 transmitter to the “On” position.

4. Press the auto (automatic) or test (manual) button.

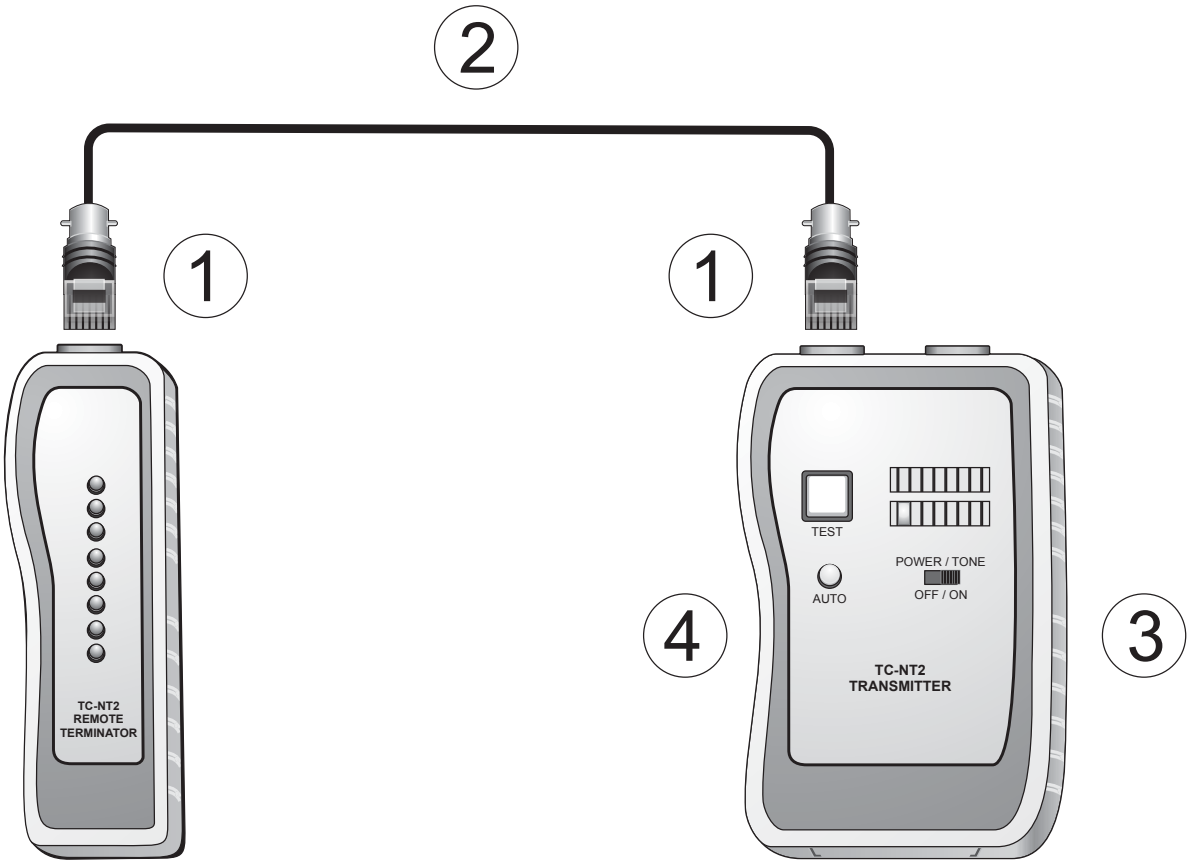

Optional Accessory TC-NTUF (Sold Separately)

IEEE 1394 (6-pin) / USB Cable

1. Connect one TC-NTUF to the remote port on the TC-NT2 transmitter. Connect another TC-NTUF to the loopback port on the TC-NT2 remote terminator.
2. Connect one end of a USB or Firewire cable to the TC-NT2 remote transmitter. Connect the other end of the USB or Firewire cable to the TC-NT2 transmitter.
3. Switch the power button on the TC-NT2 transmitter to the “On” position.
4. Press the auto (automatic) or test (manual) button.

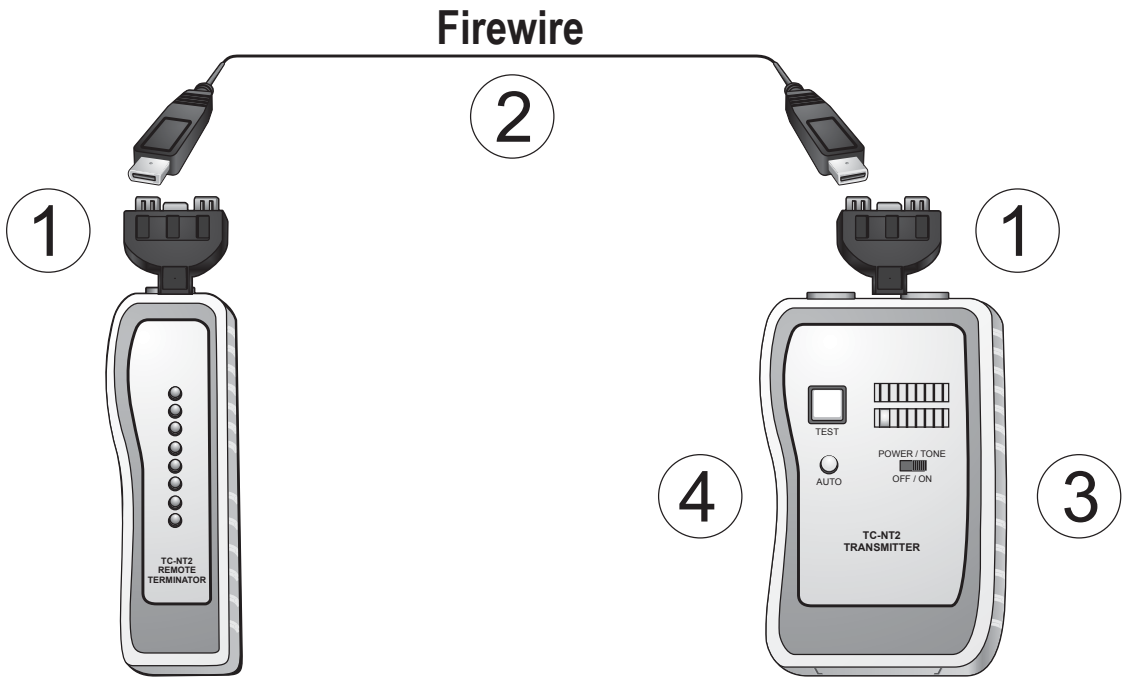

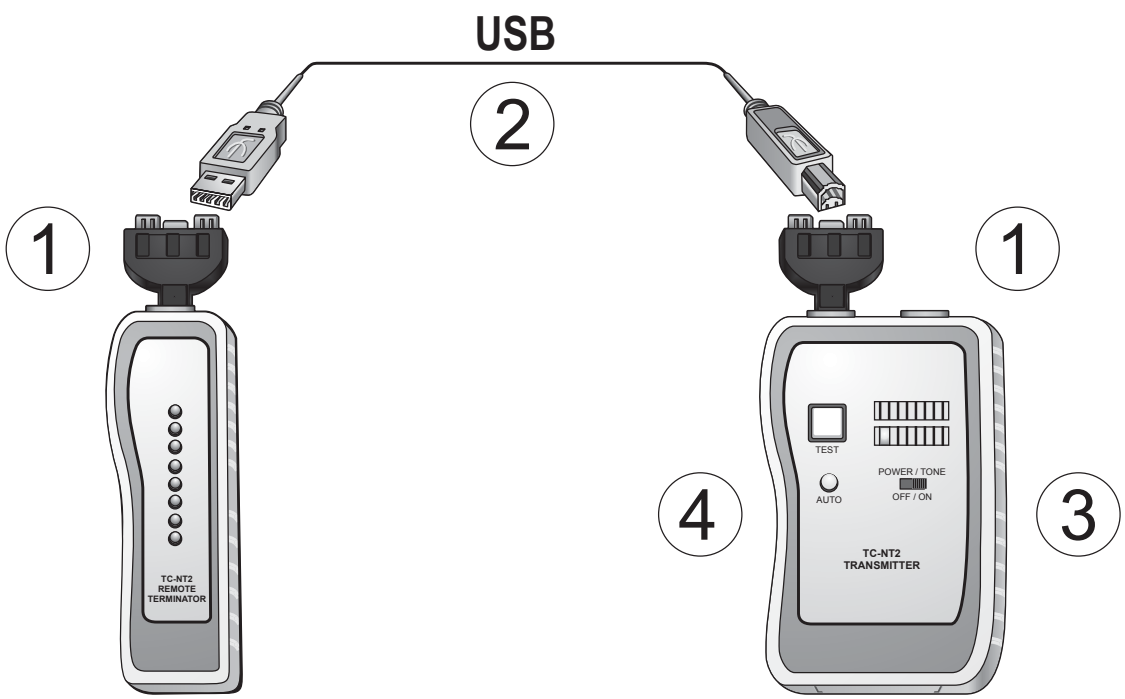

LED Status

Good	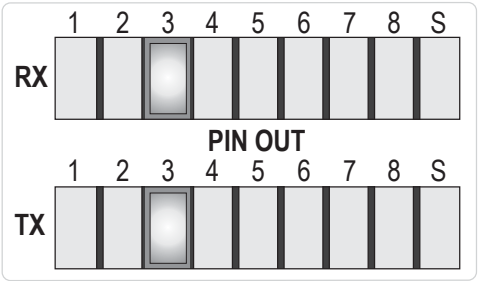	Pin 3 is wired correctly
Bad (Open)	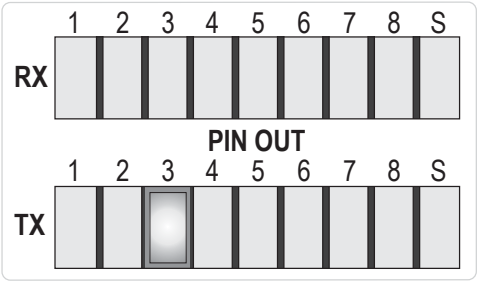	Pin 3 is not continuous (Broken line)
Bad (Short)	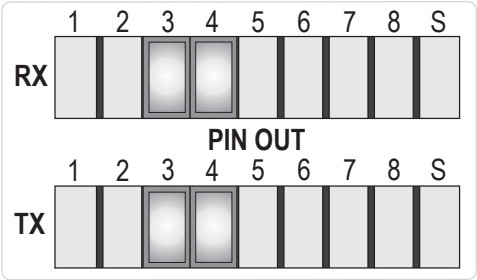	Pin 3 and 4 are shorted (Both pins are contacting each other)
Bad (Cross wired)	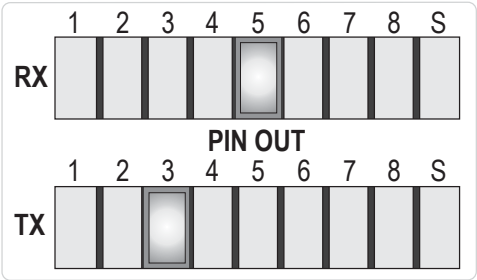	Pin 3 and 5 are cross wired
BNC	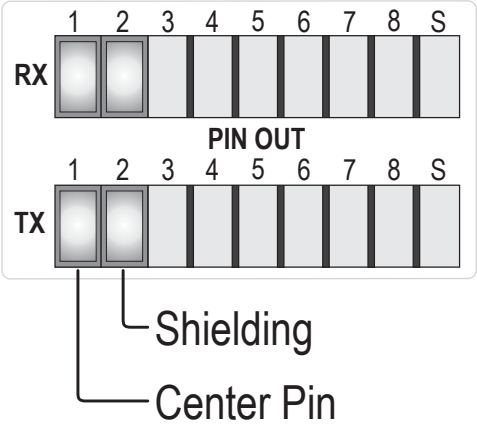	BNC cable is good

Declaration of Conformity

Company Information:

Company Name:
TRENDnet, Inc.

Company Address:
20675 Manhattan Place
Torrance, CA 90501
USA

Product Information:

Product Description:
Network Cable Tester

Model Number:
TC-NT2

Brand Name:
TRENDnet

Technical Standards:

EN 55022: 2010 Class B
EN 61000-3-2: 2006 + A1: 2009 + A2: 2009
EN 61000-3-3: 2008
EN 55024: 2010

Declaration:

This product is herewith confirmed to comply with the Directive of 2004/108/EC.

I hereby declare that the products and devices mentioned above are consistent with the standards and provisions of the guidelines.

Sonny Su	Director of Technology
Name	Title
February 26, 2013	
Date	Signature

Déclaration de conformité

Coordonnées du fournisseur:

Nom:
TRENDnet, Inc.

Adresse:
20675 Manhattan Place
Torrance, CA 90501
USA

Détails du produit:

Nom du produit:
Testeur de câble réseau

Modèle:
TC-NT2

Nom Commercial:
TRENDnet

Détails standard applicable:

EN 55022: 2010 Class B
EN 61000-3-2: 2006 + A1: 2009 + A2: 2009
EN 61000-3-3: 2008
EN 55024: 2010

Déclaration:

Ce produit est conforme à la directive 2004/108/CE.

Je declare par la présente que les produits et appareils mentionnés ci-dessus sont conformes aux standards et aux dispositions des directives.

Sonny Su	Director of Technology
Name	Title
February 26, 2013	
Date	Signature

Limited Warranty

TRENDnet warrants its products against defects in material and workmanship, under normal use and service, for the following length of time from the date of purchase. Warranty: 1 year limited warranty (When Applicable: 1 year warranty for power adapter, power supply, and cooling fan components.) Visit TRENDnet.com to review the full warranty policy, rights, and restrictions for this product.

Technical Support

If you are having issues installing your new product, TRENDnet's website has the latest in software updates, documentation, and product support. Visit us at www.trendnet.com.

Register Your Product

To ensure the highest level of customer service and support, please take a moment to register your product Online at: www.trendnet.com/register. Thank you for choosing TRENDnet.

Garantie Limitée

TRENDnet garantit ses produits contre les défauts matériels et de fabrication, dans des conditions normales d'utilisation et de service, pour les durées suivantes, à compter de la date de leur achat. Limitée: 1 ans de garantie limitée (Si applicable: 1 an de garantie sur l'adaptateur secteur, l'alimentation en énergie et les composants du ventilateur de refroidissement.) Visitez TRENDnet.com pour lire la politique complète de garantie, les droits et les restrictions s'appliquant à ce produit.

Support Technique

Si vous rencontrez des problèmes pour installer votre nouveau produit, veuillez consulter notre site Internet pour les mises à jour de logicielles, de documentation et de support du produit. Visitez-notre site sur www.trendnet.com.

Enregistrez votre produit

Afin d'être sûr de recevoir le meilleur niveau de service clientèle et le meilleur support possibles, veuillez prendre le temps d'enregistrer votre produit en ligne sur: www.trendnet.com/register. Nous vous remercions d'avoir choisi TRENDnet.

Begrenzte Garantie

TRENDnet garantiert, dass seine Produkte bei normaler Benutzung und Wartung während der nachfolgend genannten Zeit ab dem Kaufdatum keine Material- und Verarbeitungsschäden aufweisen. Garantie: 1-Jahres-Garantie (Soweit zutreffend: 1 Jahr Garantie für Netzteil, Stromkabel und Ventilator.) Alle Garantiebedingungen, Rechte und Einschränkungen für dieses Produkt finden Sie auf TRENDnet.com.

Technischer Support

Bei Problemen mit der Installation Ihres neuen Produktes, schauen Sie sich zuerst auf der Webseite von TRENDnet nach den neuesten Software-Updates, Dokumentation und Produkt-Support um. Besuchen Sie uns auf www.trendnet.com.

Registrieren Sie Ihr Produkt

Nehmen Sie sich bitte einen Moment Zeit und registrieren Sie Ihr Produkt online, so dass Sie unsere umfassenden Support- und Kundendienstleistungen in Anspruch nehmen können: www.trendnet.com/ register. Vielen Dank für den Kauf eines TRENDnet-Produkts.

Garantía Limitada

TRENDnet garantiza sus productos contra defectos en los materiales y mano de obra, bajo uso y servicio normales, durante el siguiente periodo de tiempo a partir de la fecha de compra. Garantía: 1 años (Cuando proceda: 1 año de garantía para componentes de adaptadores de corriente, fuente de alimentación y ventiladores de refrigeración.) Visite TRENDnet.com para revisar la política de garantía, derechos y restricciones para este producto.

Soporte Técnico

Si usted está teniendo problemas para instalar su nuevo producto, el sitio web de TRENDnet tiene lo último en actualizaciones de software, documentación y soporte técnico.

Visítenos a www.trendnet.com

Registre su producto

Para asegurar los más altos niveles de servicio y apoyo al cliente, registre su producto en línea en: www.trendnet.com/ register. Gracias por elegir TRENDnet.

Ограниченная гарантия
Гарантия компании TRENDnet распространяется на дефекты, возникшие по вине производителя, при соблюдении условий эксплуатации и обслуживания в течение установленного периода с момента приобретения. (Продукт:
Ограниченная гарантия: 1 год.ограниченная гарантия (Распространяется: На протяжении 1 года на силовые адаптеры, источники питания и компоненты вентилятора охлаждения) Полную версию гарантийных обязательств, а также права пользователя и ограничения при эксплуатации данного продукта смотрите на вебсайте TRENDnet.com.

Техническая поддержка
Если у вас возникли вопросы по установке нового продукта, на сайте компании TRENDnet вы найдете обновления программного обеспечения, документацию и техническую поддержку. Посетите нас на www.trendnet.com.

Зарегистрируйте свой продукт
Для того, чтобы воспользоваться сервисным обслуживанием и поддержкой на высшем уровне, предлагаем вам зарегистрировать свой продукт в режиме онлайн здесь: http://www.trendnet.ru/products/registration.php. Благодарим Вас за то, что Вы выбрали TRENDnet.

Garantia Limitada
TRENDnet garante seus produtos contra defeitos em material e mão de obra, sob condições normais de uso e serviço, pelo seguinte tempo a partir da data da compra. Garantia: Garantia limitada de 1 anos. (Quando aplicável: 1 ano de garantia para adaptador de tensão, fonte e componentes de ventoinhas). Visite TRENDnet.com para conhecer a política de garantia completa, direitos e restrições para este produto.)

Suporte Técnico
Se você encontrar dificuldades na instalação de seu novo produto, o website da TRENDnet dispõe das atualizações mais recentes de software, documentação e suporte de produtos. Visite-nos www.trendnet.com.

Registre Seu Produto
Para garantir o alto nível do service e suporte ao consumidor, por favor tire um minuto para registra seu produto Online em: www.trendnet.com/register. Agradecemos por ter escolhido TRENDnet.

Piiratud garantii
TRENDneti tavatingimustes kasutatavatel ja hooldatavatel toodetel on järgmise ajavahemiku jooksul (alates ostukuupäevast) tootmis-ja materjalidefektide garantii. garantii: 1-aastane piiratud garantii. (Garantii kohaldatakse: toiteadapteri, toiteallika ja jahutusventilaatori osadel on 1-aastane garantii.) Täisgarantii põhimõtete, õiguste ja piirangute kohta leiate lisateavet saidilt TRENDnet.com.

Tehniline tugi
Kui sul on küsimusi oma uue toote paigaldamisele, TRENDneti kodulehel on viimased tarkvara uuendused, dokumentatsioon ja tootetugi. Külasta meie kodulehte www.trendnet.com.

Teie seadmete registreerimine
Et kindlustada teid parima teeninduse ja toega, palun leidke moment, et registreerida teie toode OnLines - www.trendnet.com/register. Täname, et te valisite TRENDnet'i.

Note

The Manufacturer is not responsible for any radio or TV interference caused by unauthorized modifications to this equipment. Such modifications could void the user's authority to operate the equipment.

Advertencia

En todos nuestros equipos se mencionan claramente las caracteristicas del adaptador de alimentacón necesario para su funcionamiento. El uso de un adaptador distinto al mencionado puede producir daños fisicos y/o daños al equipo conectado. El adaptador de alimentación debe operar con voltaje y frecuencia de la energia electrica domiciliaria exitente en el pais o zona de instalación.

Waste electrical an electronic products must not be disposed of with household waste. Please recycle where facilities exist. Check with your Local Authority or Retailer for recycling advice.

Product Warranty Registration

Please take a moment to register your product online.
Go to TRENDnet's website at http://www.trendnet.com/register

TRENDnet
20675 Manhattan Place, Torrance, CA 90501. USA

Copyright ©2013. All Rights Reserved. TRENDnet.